

SANDBOX WINTER 21/22

SANDBOX WINTER 21/22



On a snowy night in 2003, Kevin Sansalone and a group of riders looked out the window of their lodge to see a driveway full of pick up trucks, snowmobiles, and snowboards all lightly dusted with fresh snow. They laughed, thinking the scene looked like an big kids sandbox.

A few years later, Whistler/Blackcomb implemented mandatory helmets in the highest level park. In 2007, wearing a helmet was not the norm. To abide by the rules while considering his image conscious riders, Kevin developed the Classic helmet – the first helmet with a brim that didn’t compromise style for function. What began as purely making product so the guys could ride the park became the most sought after and recognizable snowboard helmet brand in the world.

Sandbox helmets fuse protection and style that speaks to our roots in boardsports. Our aesthetic elevates the concept of head protection from a nuisance to a must-have accessory, while never compromising our commitment to quality and safety.

We love what we do and we use what we make, every day. Thanks for taking Sandbox along for the ride.



STYLE

As a uniquely rider owned company we understand the importance of creating products with industry leading protection that riders actually want to wear. From the signature brim on the Classic to the street inspired style of the Legend we have continued to develop our collection. This season introduces a new style for snow and street, the Icon; an evolution of the Legend with our patented airflow venting system and refined silhouette design.

PROTECTION

We understand that action sports and our riders needs are continually evolving and progressing. Our dedication to progression and creativity makes Sandbox one of the industry's most respected and well loved helmet choices. That's why we have certifications for snow, street and water sports. From hardcore EPS to flexible EVA foam, we have you covered all year round.

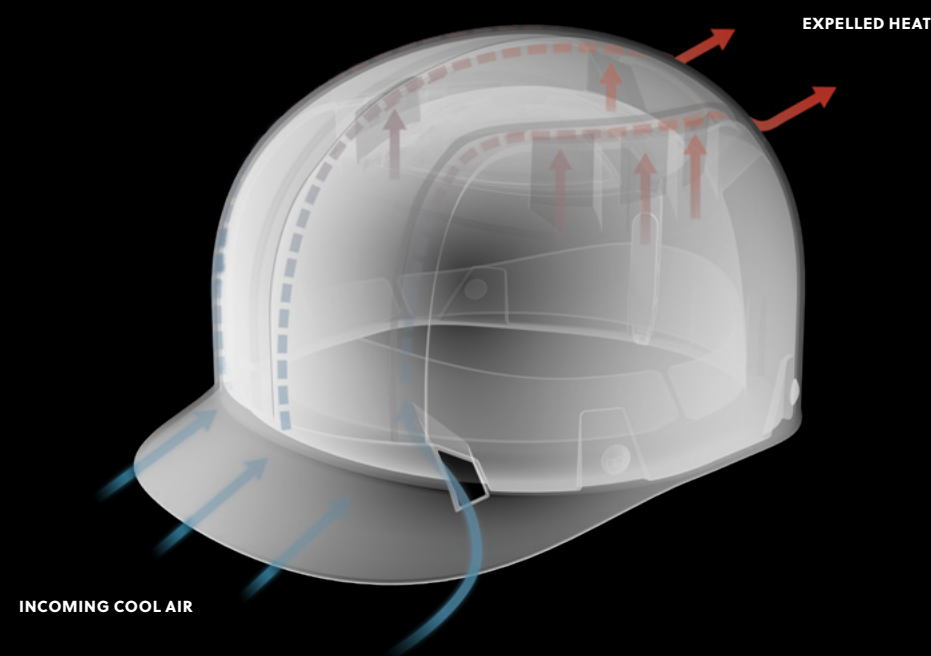


EVOLUTION

We are continually looking to evolve and develop products with industry leading protection and style that riders actually want to wear. This season we are introducing a new style that combines the iconic silhouette of the Legend and the superior venting and airflow system of the Classic 2.0. The Icon is our innovative new design that takes the best of both models and unites them in one incredible new helmet. Available in Snow and Street models.

TECH + CONSTRUCTION

PATENTED AIRFLOW

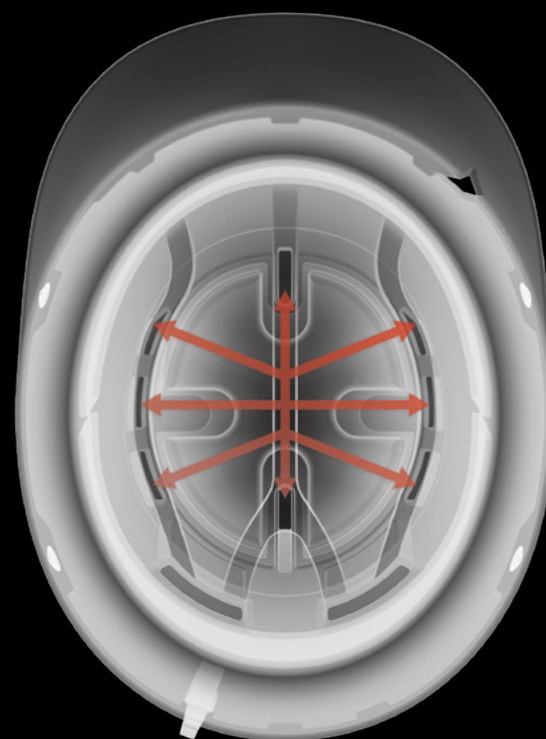


AIR FLOW

Our patented Airflow system is designed to let air enter the helmet from below the brim and through the front Slash Vent. This air flow then moves through channels in the liner that run up and over the crown, collecting excess heat and moisture rising up the Chimney Vents, exhausting it all out the Rear Vents. The end result? A cooler ride.

AVAILABLE MODELS

Icon / Classic 2.0 Snow
Icon / Classic 2.0 Ace
Icon / Classic 2.0 Park

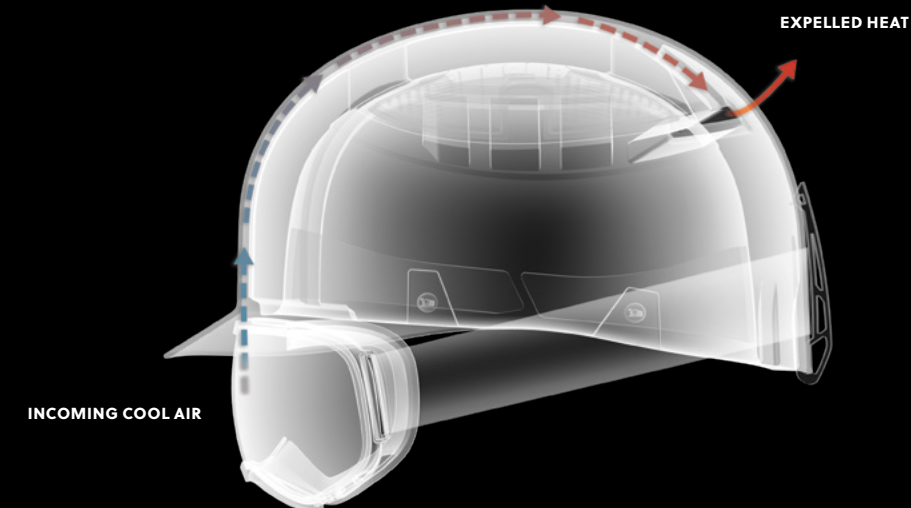


CHIMNEY VENTING

To help keep you cool, we added Chimney Vents that allow heat to rise passively through the eight vents in the crown. This heat then meets the helmet's Air Flow system and is pushed out the Rear Vents.

AVAILABLE MODELS

Icon / Classic 2.0 Snow
Icon / Classic 2.0 Ace
Icon / Classic 2.0 Park



GOGGLE VENTING

We designed the Goggle Venting system to work seamlessly with most goggles. Heat and moisture are drawn from your face and eye wear, up through channels in the EPS liner and out the Rear Vents.

AVAILABLE MODELS

Icon / Classic 2.0 Snow
Icon / Classic 2.0 Ace
Icon / Classic 2.0 Park

TECH + CONSTRUCTION

PROTECTION

BOMBSHELL CONSTRUCTION

///



BOMBSHELL CONSTRUCTION

All Sandbox helmets are constructed with an injection molded ABS Bombshell to withstand high impacts. Bombshell construction offers unparalleled durability and dent resistance, for tough, resilient protection where you need it most!

EPS FOAM

///



EPS FOAM

All Sandbox Snow helmets come with a hard EPS (Expanded Polystyrene) foam designed for high-impact protection.

TECH + CONSTRUCTION

FEATURES

TRIP CLIP

///



TRIP CLIP

Our classic Trip Clip is featured on our Classic 2.0 and Icon Snow models. The slide-on/slide-off goggle clip offers three positions so you can work around your goggle strap buckle and adjusters.

AVAILABLE MODELS

Icon / Classic 2.0 Snow
Icon / Classic 2.0 Ace

COMFORT LINER

///



COMFORT LINER

Available on all our Snow and Street models, this plush fabric and breathable mesh liner offers the best of both worlds: comfort and warmth along with heat management. It's removable and washable too.

AVAILABLE MODELS

Icon / Classic 2.0 Snow
Icon / Classic 2.0 Ace
Icon / Classic 2.0 Park
Icon / Classic 2.0 Street



SNOW

ICON-SNO
<div>ICON</div>
<div>New for Winter 21/22, we present the Icon - an evolution of the Legend with our patented airflow venting system and refined silhouette design. The Icon provides style and protection whilst maintaining a low and comfortable profile.</div>



ICON-SNO

ICON



BLACK
ICON-SNO-BLK



GUN METAL
ICON-SNO-GUN



IRIDESCENT
ICON-SNO-IRI



ARMY
ICON-SNO-ARMY



WHITE
ICON-SNO-WHT



BLACK CAMO
ICON-SNO-BCM



BLACK SHEONE
ICON-SNO-BSH



STUDIO
ICON-SNO-STU



TAG
ICON-SNO-TAG



SNOW CAMO
ICON-SNO-SNCM

AVAILABLE SIZES: <div>SMALLMEDIUMLARGE</div>	
CERTIFICATION CE EN 1077:2007 Class B / Helmet for alpine skiers and snowboarders CONSTRUCTION ABS Shell + EPS Liner	FEATURES Removable vented comfort liner Patented vent system with three vents Removable padded ear covers Comfortable chin-strap padding Removable goggle trip clip Available in Asia Fit Sandbox warranty

CL2-SNO

CLASSIC 2.0

Our signature style, the Classic 2.0 continues to stand out. Its minimal design, patented vent system, and signature brim provide style without compromising protection. Specific to the Snow edition is a soft-touch matte finish and a tough ABS shell with an EPS liner that are tested to reduce the force transmitted to the head in case of a crash.

W 21/22 // CL2-SNO



CL2-SNO

CLASSIC 2.0



BLACK
CL2-SNO-BLK



BLACK CAMO
CL2-SNO-BCM



JUNO
CL2-SNO-JUN



NIGHT GARDEN
CL2-SNO-NTG



MR JAGO
CL2-SNO-JAG



ORE
CL2-SNO-ORE



DUNE
CL2-SNO-DUN



BERMUDA CAMO
CL2-SNO-BER



SHEONE
CL2-SNO-SHE



WHITE
CL2-SNO-WHT

W 21/22 /// CL2-SNO

AVAILABLE SIZES: <div><div>SMALL</div><div>MEDIUM</div><div>LARGE</div></div>	
CERTIFICATION CE EN 1077:2007 Class B / Helmet for alpine skiers and snowboarders	FEATURES Removable vented comfort liner Patented vent system with three vents Removable padded ear covers Removable goggle trip clip Available in Asia Fit Sandbox warranty
CONSTRUCTION ABS Shell + EPS Liner	

W 21/22 /// CL2-PRK /// ICON-PRK

CL2-PRK /// ICON-PRK

PARK

With all the construction of our Snow helmets, our Park line takes the best features of our Classic 2.0 and Icon and simplifies the deal! With no ear pads or goggle-clip, our Park helmet is ideal for riders looking for a paired back, sleeker silhouette.



BLACK
CL2-PRK-BLK



BLACK TEAM
CL2-PRK-BTM



BLACK
ICON-PRK-BLK



DUNE
ICON-PRK-DUN

W 21/22 /// CL2-PRK /// ICON-PRK

AVAILABLE SIZES:

- SMALL
- MEDIUM
- LARGE

CERTIFICATION

CE EN 1077:2007 Class B / Helmet for alpine skiers and snowboarders


CONSTRUCTION

ABS Shell + EPS Liner

FEATURES

- Removable vented comfort liner
- Patented vent system with three vents
- Available in Asia Fit
- Sandbox warranty

WATER



W 21/22 /// CL2-LOW /// LEG-LOW

CL2-LOW /// LEG-LOW

LOWRIDER

Our Classic 2.0 and Legend silhouettes are a staple of our Water collection. The Low Rider edition is designed for the water and features a tough ABS shell with a flexible EVA liner tested to reduce the force transmitted to the head in case of a crash.

CL2-LOW

CLASSIC 2.0 LOWRIDER



LEG-LOW

LEGEND LOWRIDER

CL2-LOW

CLASSIC 2.0 LOWRIDER

Our signature style, the Classic 2.0 continues to stand out. Its minimal design, patented vent system and signature brim provide style without compromising protection. The Low Rider edition is designed for the water and features a tough ABS shell with a flexible EVA liner tested to reduce the force transmitted to the head in case of a crash.

W 21/22 /// CL2-LOW



AVAILABLE SIZES:

SMALL

MEDIUM

LARGE

CERTIFICATION

CE EN 1385 : 2012 Helmet for water sports

CONSTRUCTION

ABS Shell + EVA Liner

FEATURES

Vent system with three vents
Removable fit pads
Optional water ear pads
Sandbox warranty

W 21/22 /// CL2-LOW



BLACK

CL2-LOW-BLK



BLACK CAMO

CL2-LOW-BCM



FESTIVAL

CL2-LOW-FSV



BERMUDA CAMO

CL2-LOW-BER

LEG-LOW

LEGEND LOWRIDER

A timeless shape, the Legend provides style and protection whilst maintaining a low and comfortable profile. The Low Rider edition is designed for the water and features a tough ABS shell with a flexible EVA liner tested to reduce the force transmitted to the head in case of a crash.

W 21/22 /// LEG-LOW



AVAILABLE SIZES:

SMALL

MEDIUM

LARGE

CERTIFICATION

CE EN 1385 : 2012 Helmet for water sports

CONSTRUCTION

ABS Shell + EVA Liner

FEATURES

- Eleven vents
- Removable fit pads
- Optional water ear pads
- Sandbox warranty

W 21/22 /// LEG-LOW



BLACK
LEG-LOW-BLK



BLACK CAMO
LEG-LOW-BCM



ANNA NIKSTAAD
LEG-LOW-NIK



TAG
LEG-LOW-TAG

STREET



W 21/22 /// CL2-STR /// ICON-STR

CL2-STR /// ICON-STR

STREET

Our Classic 2.0and new Icon models are available in our hugely popular Street line. Featuring a soft-touch matte finish, the Street’s tough ABS shell and EPS liner are tested to reduce the force transmitted to the head in case of a crash.



BLACK
CL2-STR-BLK

BLACK
ICON-STR-BLK

W 21/22 /// CL2-STR /// ICON-STR

AVAILABLE SIZES:

- SMALL
- MEDIUM
- LARGE

CERTIFICATION

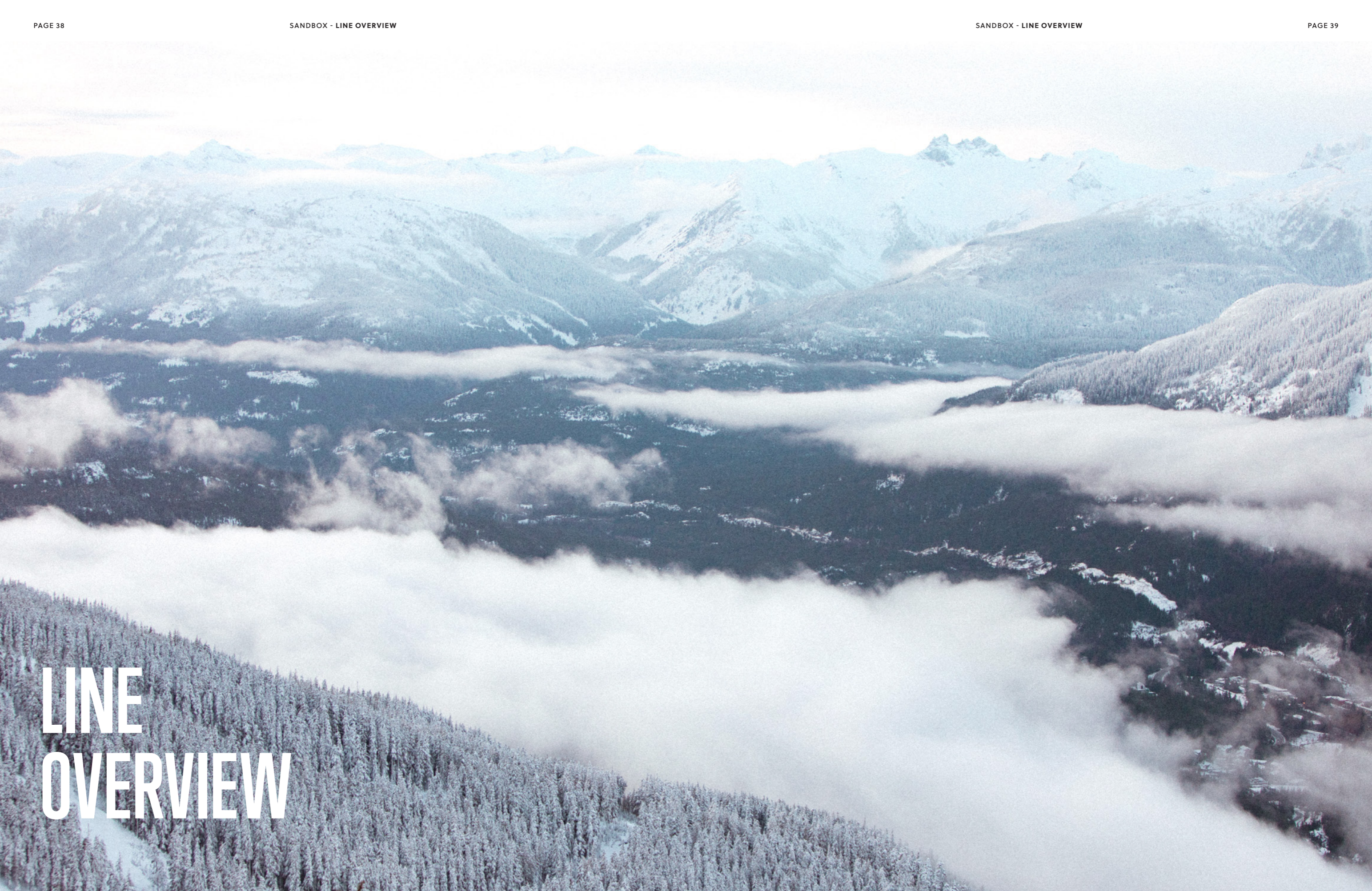
CE EN 1078:2012 / A1:2012
Helmet for skate and bike*
*not certified for bike in the USA

CONSTRUCTION

ABS Shell + EPS Liner

FEATURES

Removable vented comfort liner
Patented vent system with three vents
Sandbox warranty



LINE OVERVIEW

ICON-SNO	SNOW
ICON	



BLACK
ICON-SNO-BLK



GUN METAL
ICON-SNO-GUN



IRIDESCENT
ICON-SNO-IRI



ARMY
ICON-SNO-ARMY



WHITE
ICON-SNO-WHT



BLACK CAMO
ICON-SNO-BCM



BLACK SHEONE
ICON-SNO-BSH



STUDIO
ICON-SNO-STU



TAG
ICON-SNO-TAG



SNOW CAMO
ICON-SNO-SNCM

CL2-SNO	SNOW
CLASSIC 2.0	



BLACK
CL2-SNO-BLK



BLACK CAMO
CL2-SNO-BCM



JUNO
CL2-SNO-JUN



NIGHT GARDEN
CL2-SNO-NTG



MR JAGO
CL2-SNO-JAG



ORE
CL2-SNO-ORE



DUNE
CL2-SNO-DUN



BERMUDA CAMO
CL2-SNO-BER



SHEONE
CL2-SNO-SHE



WHITE
CL2-SNO-WHT

CL2-ACE /// ICON-ACE	SNOW
ACE JUNIOR	



BLACK
CL2-ACE-BLK

ORE
CL2-ACE-ORE

FESTIVAL
CL2-ACE-FSV



BLACK
ICON-ACE-BLK

DUSTY PINK
ICON-ACE-PNK

DOODLES
ICON-ACE-DDL

CL2-PRK /// ICON-PRK	SNOW
PARK	



BLACK
CL2-PRK-BLK

BLACK TEAM
CL2-PRK-BTM



BLACK
ICON-PRK-BLK

DUNE
ICON-PRK-DUN

CL2-LOW	WATER
CLASSIC 2.0 LOWRIDER	



BLACK
CL2-LOW-BLK

BLACK CAMO
CL2-LOW-BCM



FESTIVAL
CL2-LOW-FSV

BERMUDA CAMO
CL2-LOW-BER

LEG-LOW	WATER
LEGEND LOWRIDER	



BLACK
LEG-LOW-BLK

BLACK CAMO
LEG-LOW-BCM



TAG
LEG-LOW-TAG

ANNA NIKSTAAD
LEG-LOW-NIK

CL2-STR /// ICO-STR	STREET
STREET	



BLACK
CL2-STR-BLK



BLACK
ICON-STR-BLK

CLASSIC 2.0 SNOW / PARK				
SIZE	ACE	S	M	L
HAT SIZE	6 - 6 3/4	6 1/2 - 6 3/4	6 7/8 - 7 1/8	7 1/4 - 7 5/8
INCHES	18.9" - 21.3"	20.5" - 21.3"	21.7" - 22.4"	22.8" - 24.0"
CENTIMETRES	48 - 54cm	52 - 54cm	55 - 57cm	58 - 61cm
ICON SNOW / PARK				
SIZE	ACE	S	M	L
HAT SIZE	6 - 6 3/4	6 1/2 - 6 3/4	6 7/8 - 7 1/4	7 3/8 - 7 5/8
INCHES	18.9" - 21.3"	20.5" - 21.3"	21.7" - 22.8"	23.2" - 24.0"
CENTIMETRES	48 - 54cm	52 - 54cm	55 - 58cm	59 - 61cm
CLASSIC 2.0 SNOW / PARK ASIA FIT				
SIZE	XS/S		M/L	
HAT SIZE	6 7/8 - 7 1/8		7 1/4 - 7 5/8	
INCHES	21.7" - 22.4"		22.8" - 24.0"	
CENTIMETRES	55 - 57cm		58 - 61cm	
ICON SNOW / PARK ASIA FIT				
SIZE	XS/S		M/L	
HAT SIZE	6 7/8 - 7 1/4		7 3/8 - 7 5/8	
INCHES	21.7" - 22.8"		23.2" - 24.0"	
CENTIMETRES	55 - 58cm		59 - 61cm	

CLASSIC 2.0 LOW RIDER				
SIZE		S	M	L
HAT SIZE		6 1/2 - 6 3/4	6 7/8 - 7 1/8	7 1/4 - 7 1/2
INCHES		20.5" - 21.3"	21.7" - 22.4"	22.8" - 23.6"
CENTIMETRES		52 - 54cm	55 - 57cm	58 - 60cm
LEGEND LOW RIDER				
SIZE		S	M	L
HAT SIZE		6 5/8 - 7	7 1/8 - 7 1/2	7 5/8 - 7 7/8
INCHES		20.9" - 22.0"	22.4" - 23.6"	24.0" - 24.8"
CENTIMETRES		53 - 56cm	57 - 60cm	61 - 63cm
CLASSIC 2.0 STREET				
SIZE		S	M	L
HAT SIZE		6 1/2 - 6 3/4	6 7/8 - 7 1/8	7 1/4 - 7 5/8
INCHES		20.5" - 21.3"	21.7" - 22.4"	22.8" - 24.0"
CENTIMETRES		52 - 54cm	55 - 57cm	58 - 61cm
ICON STREET				
SIZE		S	M	L
HAT SIZE		6 - 6 3/4	6 7/8 - 7 1/4	7 3/8 - 7 5/8
INCHES		18.9" - 21.3"	21.7" - 22.8"	23.2" - 24.0"
CENTIMETRES		48 - 54cm	55 - 58cm	59 - 61cm

PHOTOGRAPHY BY:
JIM DIEHL
MASON MASHON (SNOW)
STEFFEN VOLLERT (WATER)
CHRIS DAN LANGAARD (STREET)

